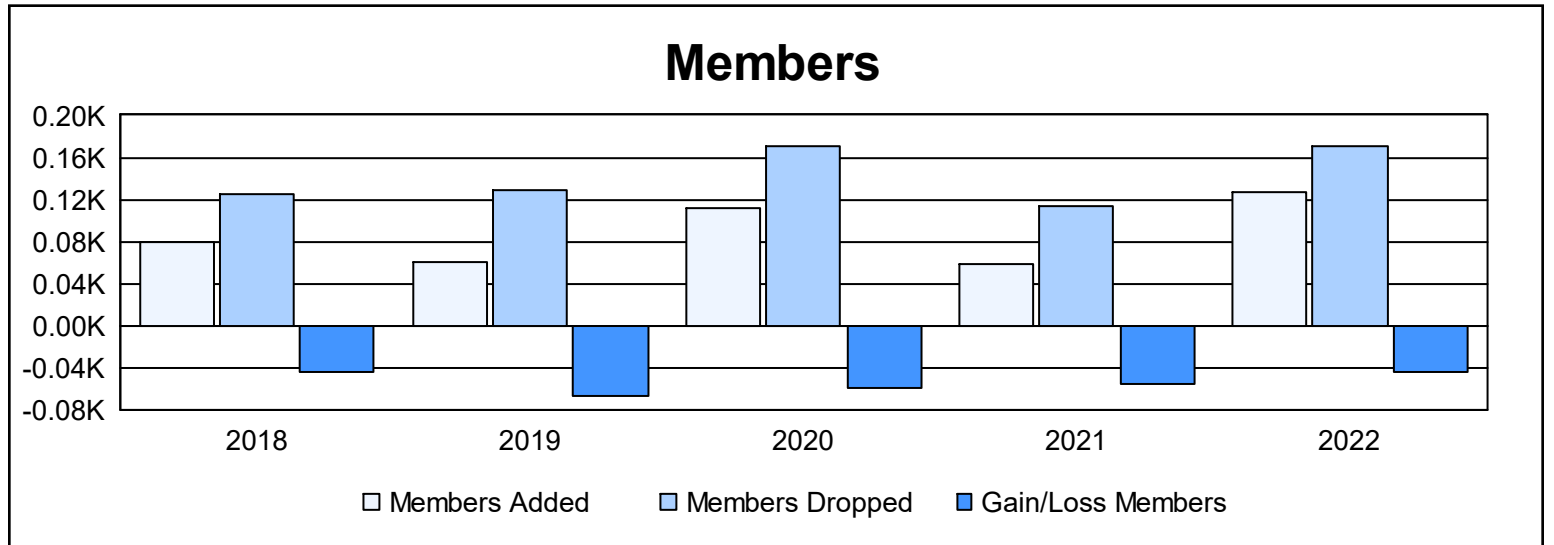
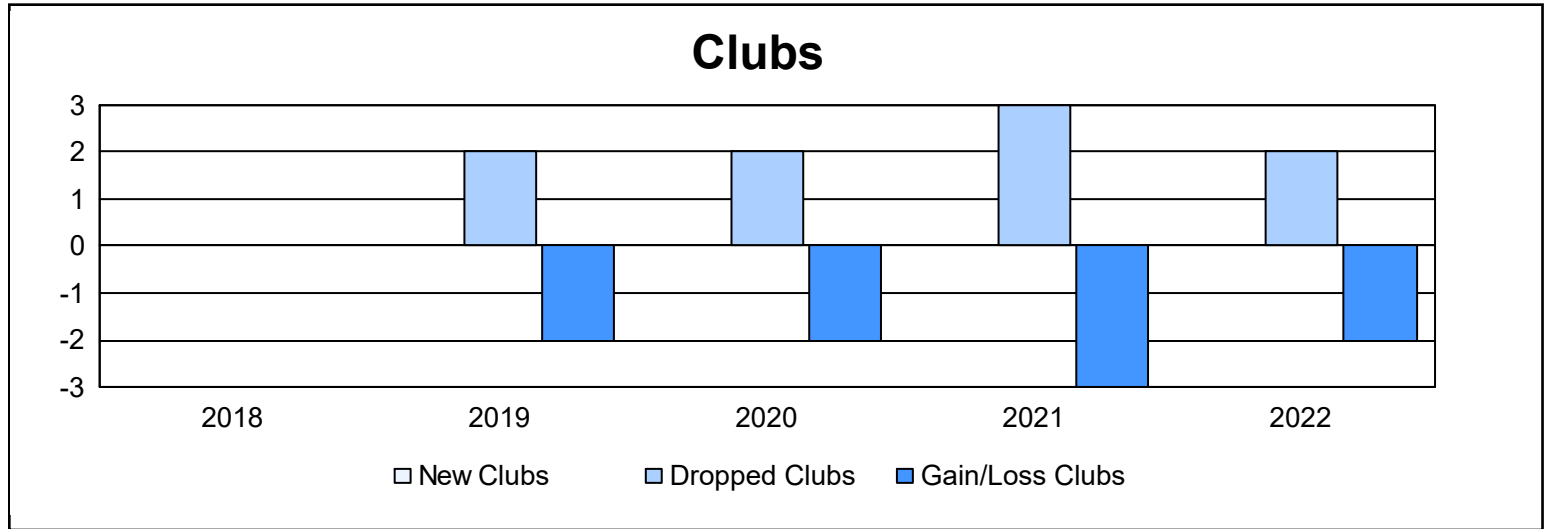
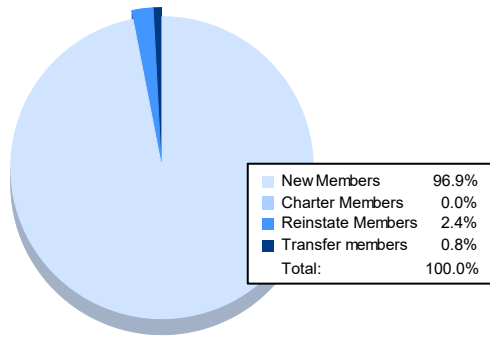


Year	New Clubs	Dropped Clubs	Gain/ Loss Clubs	New Members	Charter Members	Reinstate Members	Transfer Members	Total Member Added	Total Members Dropped	Gain/ Loss Members
2017-2018	0	0	0	67	2	6	4	79	124	-45
2018-2019	0	2	-2	53	2	4	2	61	128	-67
2019-2020	0	2	-2	78	8	13	12	111	170	-59
2020-2021	0	3	-3	38	1	11	8	58	113	-55
2021-2022	0	2	-2	123	0	3	1	127	171	-44
<b>Average</b>	<b>0</b>	<b>2</b>	<b>-2</b>	<b>72</b>	<b>3</b>	<b>7</b>	<b>5</b>	<b>87</b>	<b>141</b>	<b>-54</b>



### Membership Composition June 2022 Cumulative



### Gender Composition June 2022 Cumulative

